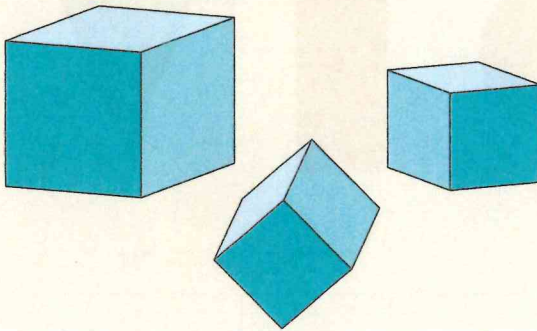


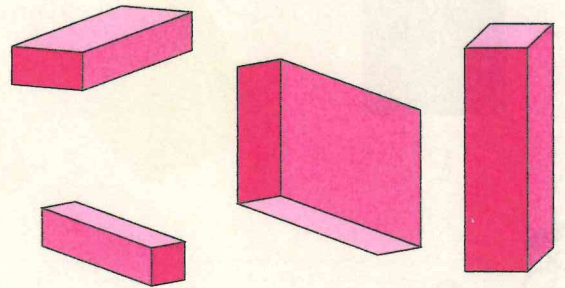
✓ Je sais que toutes les faces d'un cube sont des carrés.

✓ Je sais que les faces d'un pavé droit sont des carrés ou des rectangles.






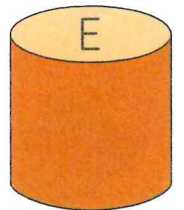
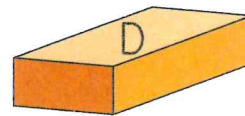

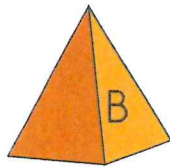

des cubes



des pavés



1 Associe la face du solide à son empreinte laissée dans la pâte à modeler bleue.



A et H


B et

C et


D et

E et

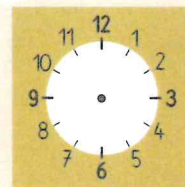
Dessine les aiguilles sur les horloges.




2 heures




4 heures



11 heures



6 heures



8 heures